



OREGON AIR NATIONAL GUARD

Mid-Air Collision Avoidance

Every Pilot's Concern



BASIC INFORMATION TO INCREASE YOUR SAFETY

OUR NUMBERS

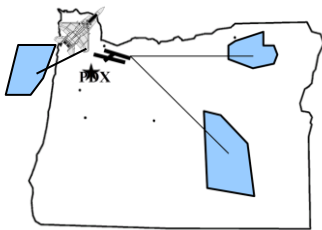
Portland international Airport is a high volume airport with over 330,000 aircraft operations per year with military aircraft accounting for approximately 4,000 of the operations.

WHEN WE FLY

F-15 operations at PDX occur during both day and night. Day operation takeoff times are typically 0845 and 1245. Night operations are conducted so that we can takeoff 1/2 hour after sunset, complete a mission and land by 10pm local. This limits summer night flying due to sunset times.

WHERE WE FLY

The Oregon ANG conducts its training operations in the warning area off the coast and the Juniper and Boardman MOA's located 120 NM east and 160 NM southeast of the airport respectively.



**Contact Seattle center when operating near and traveling through the MOA's

DEPARTURES

All departures are under IFR

Military Aircraft follow published noise abatement departure procedures which track runway heading to 6,000 feet, then Radar Vectors to training areas

RECOVERIES

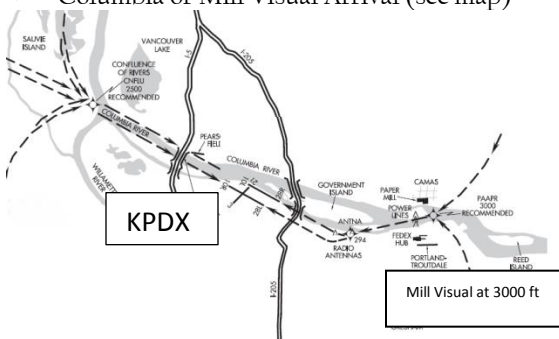
TACAN or ILS Approach:

- ✓ Wx or Training Requirements

VFR Patterns

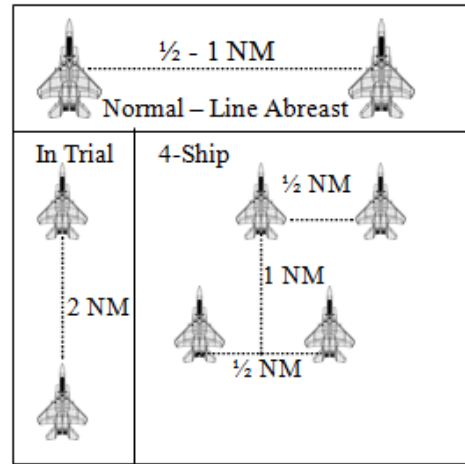
- ✓ Vectors to Visual Straight-in
- ✓ Vectors to Initial and Overhead (Rwy 28L only)
- ✓ Columbia or Mill Visual Arrival (see map)

Columbia Visual 2500ft



Mill Visual at 3000 ft

COMMON FORMATIONS



WHAT YOU CAN DO TO HELP

Midair collisions are of vital concern to everyone in the aviation community. Simple awareness to the threat as well as adherence to some basic safety precautions can significantly reduce the risk for a potential midair collision. Below are some simple steps to take to ensure that every pilot can use to avoid conflict and stay safe.

1. Familiarize yourself with your aircraft's blind spots and ensure all windows are clean and not obstructed.
2. Study your entire route and your destination, to include local traffic patterns, airspace, and operating areas before your flight.
3. Brief everyone traveling with you on proper scanning procedures and how to report aircraft.
4. Obey all flight rules and maintain your altitude and assigned route.
5. Avoid crowded airspace, directly crossing over a VOR, and cross airports at a safe altitude or fly around them.
6. Use your radio to help gain situational awareness on arriving and departing civilian traffic.
7. Complete checklist early to stay ahead of the aircraft. This will allow you more time to properly scan for other aircraft.

As you can see below depending on the altitude and weather conditions the F-15 can be difficult to identify.

For more information please visit: www.seeandavoid.org , <http://www.142fw.ang.af.mil/resources/safety/>

